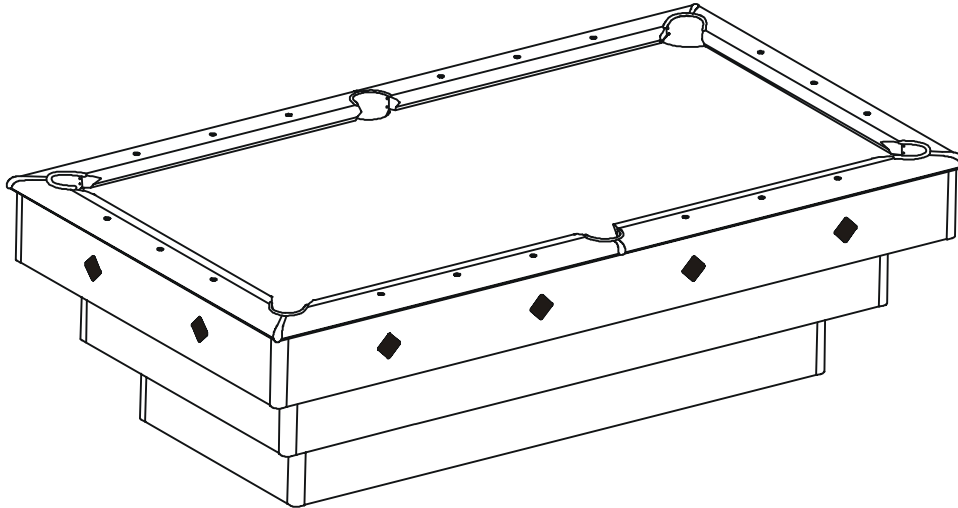




OWNER'S MANUAL

OUTDOOR 5000 RECHARGEABLE BATTERY LIGHTING SYSTEM BILLIARD TABLE
MODEL NO. P3252A



IMPORTANT! - COVER YOUR TABLE WHEN NOT IN USE.

This billiard table has been manufactured using special composites designed and engineered to withstand outdoor exposure including rain, sun, and wind. A **FREE** high quality exterior vinyl cover has been included with this table to keep rain and moisture off the table top playing surface.

When not in use, you should always put the vinyl form fitted cover and the foam inserts over the table top. This will dramatically extend the life of this product and keep it looking new for years to come.

The vinyl cover and foam inserts **must always be used** in rainy or stormy conditions to keep large volumes of water away from the playfield. **Failure to use the outdoor cover and foam inserts provided will result in your warranty becoming invalid.**

This table has NOT been designed for extreme weather conditions such as snow, ice and sleet. The table should be stored for winter in such extreme conditions.

PLEASE DO NOT RETURN PRODUCT TO THE STORE!

Contact Escalade® Sports Customer Service Department at:

Phone: 1-866-556-2757 Toll Free!

Fax: 1-866-873-3532 Toll Free!

E-mail: billiardtables@escaladesports.com

Mailing Address: Escalade® Sports, PO Box 889, Evansville, IN 47706

Please visit our World Wide Web site at:

www.escaladesports.com

On-Line Trouble Shooting Technical Assistance

On-Line Parts Requests Frequently Asked Questions

Additional Escalade® Sports Product Information

ESCALADE®
SPORTS

THIS TABLE IS FULLY ASSEMBLED IN ONE CONTAINER!

Owner's Manual, Billiard Accessories Kit Set and Battery Assembly Also Shipped Inside Table's Storage Unit.

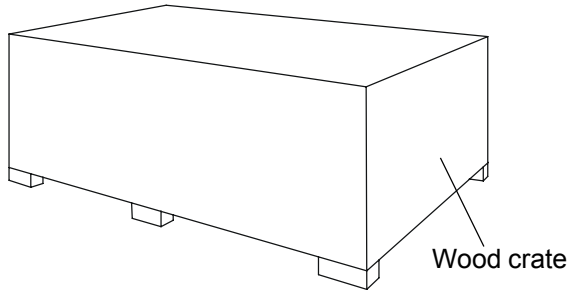


Fig.1

Wood crate

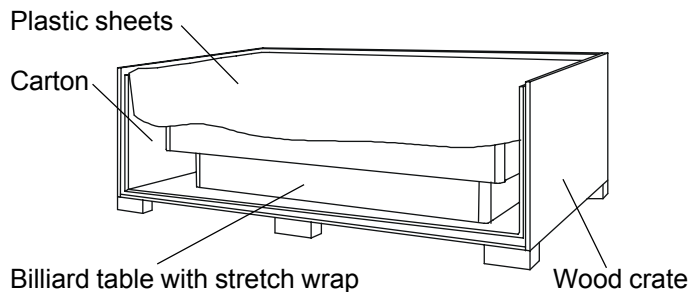


Fig.2

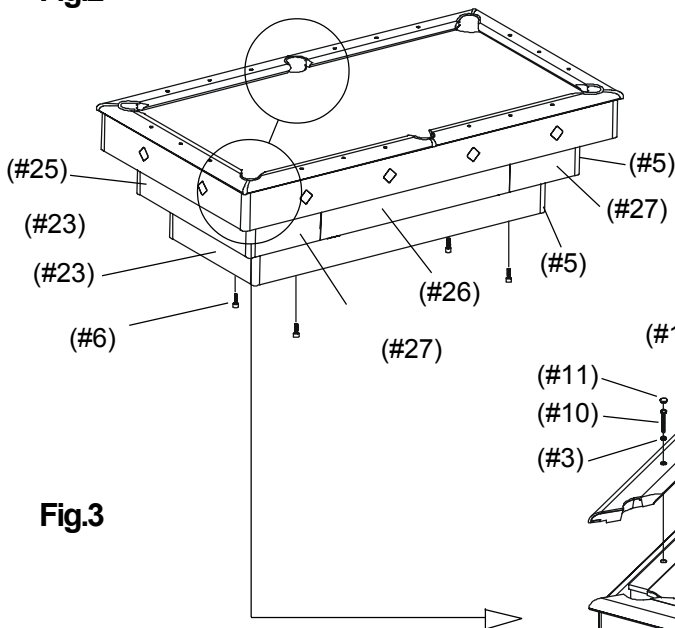


Fig.3

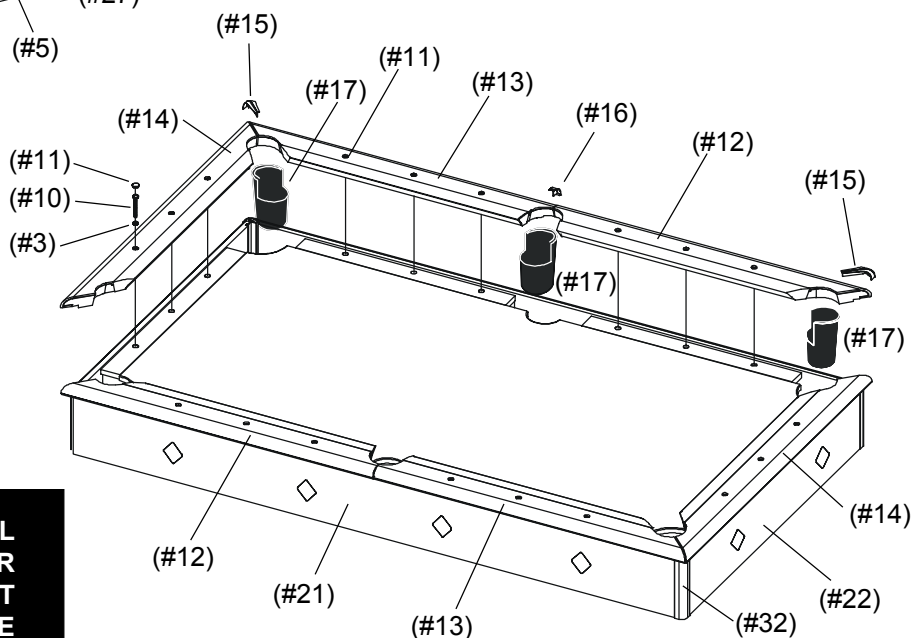
1.) The OUTDOOR 5000 Table has been fully assembled at the factory and packed inside a heavy-duty wood crate for safe transportation to destination. (See Fig.1)

⚠ UNPACKING

2.) Remove screws holding sides and top of the crate so table may easily be removed from the crate. A minimum of four capable adults will be required to move the table, as well as two four wheels furniture-moving dollies, Table weighs approximately 900 lbs. (See Fig. 2)

3.) Position table into final location. Level using four leg levelers (#6) built into bottom of table. (See Fig. 3) Use Carpenters Level and adjustable leg levelers to level precisely by turning levelers counter clockwise to raise low end according to bubble level. The closer the bubble is to center, the more level the table will be.

NOTE: THIS TABLE ADDS WEIGHT TO ANY FLOOR. BE SURE FLOOR CAN WITHSTAND THIS WEIGHT. IF FLOOR SAGS, TABLE WILL BE IMPOSSIBLE TO LEVEL.



IT IS NECESSARY TO INSTALL FOAM INSERTS AND COVER TABLE, SO WATER WILL NOT GATHER AND POOL ON THE TABLE TOP DURING RAIN OR SNOW.

